



TECHNICAL DATA SHEET

WHEEL SILVER

PRODUCT DESCRIPTION

This is a fast drying industrial enamel for quick, easy, low build protection and beautification of steel wheels.

PRODUCT AND ADDITIVES

- Concept Wheel Silver
- Concept Enamel Thinner



SUITABLE SUBSTRATES

- Mild Steel surfaces
- Concept Enamel Primer
- Concept Zinc Phosphate Primer
- Concept 1K Etch Primer
- Concept Universal 4000 Primer

MIXING RATIO




- Supplied Ready for Use. Although 10% reduction with Enamel Thinner can be used.

SPRAY GUN AND PRESSURE

SPRAY GUN & PRESSURE:	<ul style="list-style-type: none">• 1.3 –1.5 mm gravity feed or suction feed gun.• Pressure at 340 – 360 kPa	
-----------------------	---	--

APPLICATION

- All surfaces must be thoroughly sanded and cleaned with Concept Wax & Grease Remover prior to application. Lightly rusted surfaces must be treated with Concept Light Rust & Metal Conditioner.
- Apply one to two even coats.

SPRAYING VISCOSITY:	<ul style="list-style-type: none"> • 18 – 19 seconds B4 cup at 25°C. 	 18-19 Seconds
FLASH-OFF TIME:	<ul style="list-style-type: none"> • 5 minutes between coats at 25°C. 	
DRYING:	<ul style="list-style-type: none"> • 40 – 60 minutes at 25°C for a Dry Film Thickness of 30 – 40 Micron. 	

TECHNICAL INFORMATION

COLOUR:	Silver
COVERAGE	7 m ² /L @ 40 Micron Dry Film Thickness.
PACKAGING:	1LT, 4LT, 20LT
ITEM CODE:	A06C/WHEEL
SHELF LIFE:	12 Months

The above information is reliable and accurate to the best of our knowledge at the time of preparation. Any recommendations or suggestions made are without warranty or guarantee. Users assume all responsibility since the conditions of use are beyond our control.

REVISED: 1 December 2004

REPLACES ISSUE: 1 July 2003