



TECHNICAL DATA SHEET

UNICRYL 3000 ACRYLIC SYSTEM

PRODUCT DESCRIPTION

Unicryl 3000 Acrylic System with its high gloss and opacity is ideally suited as a topcoat acrylic for automotive components. It incorporates an extensive range of colour formulations, which have excellent adhesion and long term durability.

PRODUCT AND ADDITIVES

- 41 Colours
- 9 Metallics
- 7 Pearls
- 1 Flattening Base
- Concept Acrylic Thinner
- Concept Retarder Thinner
- Concept Unique Acrylic Clear




SUITABLE SUBSTRATES

- Concept Acrylic Primer
- Concept Two in One Primer
- Concept 1K Etch Primer
- Concept Universal 4000 Primer
- Sound existing surfaces, except for weak surfaces such as nitrocellulose or enamels.

MIXING RATIO





- 1 Part Concept Unicryl 3000 Acrylic colour by volume
- 1½ parts Concept Acrylic Thinner by volume
- If needed add 5 – 10% Retarder Thinner by volume to minimise blooming.
- For blending mix 1 Part of Unicryl 3000 Acrylic colour by volume with 1 Part of Concept Unique Acrylic Clear.

SPRAY GUN AND PRESSURE

SPRAY GUN & PRESSURE:	<ul style="list-style-type: none"> 1.5 – 2.0mm through gravity or suction feed gun. Pressure is 300 – 400 kPa. (Gravity feed is slightly higher). 	
----------------------------------	---	---

APPLICATION

- All surfaces must be thoroughly sanded and cleaned with Concept Wax & Grease Remover prior to application.
- Apply three to four even coats

SPRAYING VISCOSITY:	<ul style="list-style-type: none"> 16 – 19 seconds B4 cup at 25°C. 	
FLASH-OFF TIME:	<ul style="list-style-type: none"> 5 minutes between coats at 25°C. 	
DRYING:	<ul style="list-style-type: none"> 40 – 60 minutes at 25°C for a Dry Film Thickness of 40 – 50 Micron. 	
SANDING:	<ul style="list-style-type: none"> Sand thoroughly with P1200 before buffing. 	

TECHNICAL INFORMATION

COLOUR: Large Range of Colour Formulations Available
COVERAGE: 5 m²/L @ 50 Micron Dry Film Thickness.
GLOSS: Full
PACKAGING: 1LT, 4LT, 20LT
ITEM CODE: A09D/
SHELF LIFE: 12 Months

The above information is reliable and accurate to the best of our knowledge at the time of preparation. Any recommendations or suggestions made are without warranty or guarantee. Users assume all responsibility since the conditions of use are beyond our control.

REVISED: 1 December 2004

REPLACES ISSUE: 1 July 2003