



TECHNICAL DATA SHEET

PLASTIC PRIMER

PRODUCT DESCRIPTION

Concept Plastic Primer is a ready for use primer. It is easy to apply and is specifically designed to adhere to all plastic auto parts.

PRODUCT AND ADDITIVES


- Concept Plastic Primer



SUITABLE SUBSTRATES




- ABS, PP/EPDM, PP, SAN, PC, PA, PUR-RIM, R-TPU, PPO, PBT, PUR, SOFT FOAM, UP-GF
- Not suitable for vinyl upholstery.
- Glass reinforced polyester, thoroughly sanded and cleaned with Concept Wax & Grease Remover prior to application.

SPRAY GUN AND PRESSURE

SPRAY GUN & PRESSURE:	<ul style="list-style-type: none">• Suction feed 1.5 – 2.0 mm• Gravity feed 1.2 – 1.5 mm• Air Pressure 350 – 400 kPa.	
-----------------------	---	---

APPLICATION

- Wipe all plastic surfaces with warm soapy water then sand area with scotch brite.
- All areas to be sprayed should be cleaned with Concept Antistatic Cleaner first.
- Apply one to two even coats of Concept Plastic Primer maximum.

SPRAYING VISCOSITY:	<ul style="list-style-type: none"> • 11 - 12 seconds B4 cup at 25°C. 	 11-12 SECONDS
FLASH-OFF TIME:	<ul style="list-style-type: none"> • 5 minutes between coats at 25°C. 	
DRYING:	<ul style="list-style-type: none"> • 30 – 40 minutes at 25°C for a Dry Film Thickness of 5 Micron. 	

TECHNICAL INFORMATION

COLOUR:	Clear and Silver
COVERAGE:	6 m ² /L @ 5 Micron Dry Film Thickness.
PACKAGING:	500ML, 1LT, 4LT, 20LT (Clear Only)
REF NO:	A03D/PP
SHELF LIFE:	12 months

The above information is reliable and accurate to the best of our knowledge at the time of preparation. Any recommendations or suggestions made are without warranty or guarantee. Users assume all responsibility since the conditions of use are beyond our control.

REVISED: 1 December 2004

REPLACES ISSUE: 1 July 2003