



TECHNICAL DATA SHEET

PINK SPRAY PUTTY

PRODUCT DESCRIPTION

Concept's Pink Spray Putty is used over an acrylic primer surface for quick and easy covering of minor dents and scratches. This flexible, high build, putty formulation not only ensures quicker application of finishing coats, but also reduces the volume of the finish coat required to complete the job.

PRODUCT AND ADDITIVES

- Concept Pink Spray Putty
- Concept Multi-Thinner.




SUITABLE SUBSTRATES

- Concept Pink Spray Putty is made for application over Concept Acrylic Primer. The primer should be sanded and cleaned with Concept Wax & Grease Remover to ensure good adhesion.

MIXING RATIO





- This product is ready for use. This will ensure a high build finish when used with a putty gun.
- It can be reduced approximately 20% with Concept Multi-Thinner.

SPRAY GUN AND PRESSURE

SPRAY GUN & PRESSURE:	<ul style="list-style-type: none">• Low pressure spray putty gun.• Pressure is low at 200 - 300 kPa.	
-----------------------	---	---

APPLICATION

- Stir spray putty before use.
- Apply one coat Concept Acrylic Primer over the repair before the application of the Pink Spray Putty.
- Apply two to three coats, allow it to flash off between coats.
- Concept Acrylic Primer should be used over the Pink Spray Putty before any other top coat.

SPRAYING VISCOSITY:	<ul style="list-style-type: none"> • 20 - 22 seconds B4 cup at 25°C. 	 20-22 SECONDS
FLASH-OFF TIME:	<ul style="list-style-type: none"> • 5 minutes between coats at 25°C. 	
DRYING:	<ul style="list-style-type: none"> • 3 – 4 hours at 25°C for a Dry Film Thickness of 80 – 100 Micron. 	
SANDING:	<ul style="list-style-type: none"> • Use P320 – P400 Sand thoroughly before applying finish coat. 	

TECHNICAL INFORMATION

COLOUR:	Pink
COVERAGE:	2.5 m ² /L @ 100 Micron Dry Film Thickness.
PACKAGING:	1LT, 4LT, 20LT
ITEM CODE:	A01C/PNK
SHELF LIFE:	6 Months

The above information is reliable and accurate to the best of our knowledge at the time of preparation. Any recommendations or suggestions made are without warranty or guarantee. Users assume all responsibility since the conditions of use are beyond our control.

REVISED: 1 December 2004

REPLACES ISSUE: 1 July 2003